

March 16, 2020

Hello Parents,

Early childhood classrooms are busy places where young children learn all sorts of things, including social and emotional skills, such as how to express feelings and how to work together with friends. Attached are 30 developmentally appropriate activities for helping your child develop social and emotional and literacy and language skills during his/her extended time at home.

When using the March 2020 and April 2020 Infant/Toddler Family Activity Calendar, consider using certain times of the day to perform the activities with your child. Work during times when your child is alert, not tired and ready to perform. Use the directions at the top right hand side of the calendar to documents your child's progress as he/she works through the activities. Upon returning to the center please return the completed activities to your child's teacher.



Yours Truly,







































































Office for Children, Youth and Families Team

Center _____
 Teacher _____

Infant/Toddler Family Activity Calendar

March 2020



Circle  for reading 15 minutes
 Circle  for doing the activity in the box

Monday	Tuesday	Wednesday	Thursday	Friday	Saturday	Sunday
 	 	 	 	1   Stimulate Her Senses Put your baby on a quilt made of different fabrics or with different patterns. She will be able to see and touch the difference.	2   Nature Walk Take a walk around the neighborhood and point out the trees and their different color leaves.	3   Make a Toy Box Fill a box with objects made of different materials, such as metal, plastic, and wood. Let your baby dump out the box and explore the contents.
4   Mirror Play In front of the mirror touch your child's facial features and name them.	5   Treasure Hunt Partially hide an object under a blanket and ask your baby where it is. At this age, children are able to mentally recreate the whole object even if they can see only part of it.	6   Stacking Toys Give your child plastic bowls of different sizes for stacking, banging, rolling and wearing like a hat.	7   Talking to Baby Say out loud the things you are doing such as, "I'm putting milk in your bottle."	8   Kitchen Science Place kitchen utensils in a container and allow child to manipulate them, You can add water to make it more interesting	9   Baby Chatter What are you doing right now? Tell your baby about it. For example, "We're going to have lunch soon. Let's set the table. Are you hungry?"	10   Around the house Name objects around you. "Look, here is your favorite bear. Watch me give him a hug. Would you like to hug him, too?" "Let's count your socks. One, two, three, four, five, six! socks!" "Shall Hippopotamus?".
11   Sensational Scarves Gather your scarves, toss them in the air one by one in front of your child and let her watch the scarf swirl and float to the ground. Pick up the scarf, bring it to your child, and let her touch the fabric	12   A bit beyond reach Lay your child on his stomach and place the object just beyond his reach. As your child stretches out his hands, rolls on his side, or crawls on his tummy toward the object, encourage him by smiling and clapping your hands.	13   Make your own music Fill a plastic container or jar one-third to halfway with rice, buttons, or other small objects. Close the lid tightly and wrap with tape to avoid any spills. Encourage child to shake it.	14   Obstacle Course Place a large blanket on the ground and scatter the items on it. Make sure each item is far enough apart so you and your child can step or crawl around it. If your child is crawling, show her how to crawl around the objects..	15   What comes next Show your baby a familiar object and tell him what you are going to do with it	16   Imitate Actions Do some actions that your baby can copy	17   Puzzle Play You can invent a first puzzle for your baby by letting him put items in a muffin pan.
18   Two Ways Use a box with two holes to let your baby discover how to retrieve a toy that has gone out of reach	19   Taste Game Describe your baby's experience as she touches and tastes things.	20   Find a Picture Name a picture and then turn it away from your baby so he can try to find it	21   Read to your baby Show her picture books with bright colors and high-contrast patterns. She'll love looking at the pictures and listening to your voice	22   Tell a story Talk to your baby, tell about your day, maintaining eye contact	23   Pull it out! Place pieces of fabric in a box full of holes and encourage child to pull them out.	24   Pouring Station Using just water and cups. Create a simple pouring station that will hold your toddler's attention for a long while.
25   Ball Game Have foam balls available and encourage child to throw them, describe actions adding words such as fast, slow, high, low.	26   Water & Ducks Place plastic cups and water in a large container, add small plastic rubber ducks and allow child to explore.	27   Laundry Hamper Make sock balls and allow child to throw them at the hamper.	28   Imitate Actions Do some actions that your baby can copy	29   Cup Towers Use plastic cups or disposable cups and encourage child to stack them up.	30   What is missing? Set up three to four items on a tray. Each item is something your toddler is familiar with and has a word for. Cover one item with a cup and ask what is missing	31   New Sounds Introduce your baby to new sounds and do not forget about noisy toys.

Child's Name _____

Parent's Signature _____



Date _____ Teacher's Initials _____

































































Tally _____ + _____ = _____
 # of  # of  Total

Center _____
 Teacher _____

Infant/Toddler Family Activity Calendar

April 2020

Circle  for reading 15 minutes
 Circle  for doing the activity in the box

Monday	Tuesday	Wednesday	Thursday	Friday	Saturday	Sunday
1  	2  	3   Guessing Game Use cups or bowls that are small enough for your child to manipulate and a small toy. You hide the toy under a container and baby has to figure out where it is.	4   Discovering textures-sticky Put the contact paper sticky side up on the floor and taped it down with Duct tape. Allow baby to walk or crawl on the contact paper.	5   Beautiful Baby In front of the mirror, try on different hats, making funny faces, and tell your child how beautiful he or she is.	6   Facetime "Tummy time" for infants on a mirror. It builds the muscles that baby needs to crawl, walk, sit and do so many important things.	7   Squeeze and Squish Squish and squeeze objects with your child such as an orange, lemon, or a toy to see and hear the cause and effect.
8   Build up and topple down Place one block on the floor or a low table and stack more on top one at a time. Count the blocks as you add them to the tower. Build the tower as high as you can and then let your child knock it down with his hands or feet	9   Read to your baby Show her picture books with bright colors and high-contrast patterns. She'll love looking at the pictures and listening to your voice	10   Sound recognition Provide toys that make different sounds, including musical toys that make noise when touched. Your baby will learn that hitting the toy will make a pleasant noise	11   Sing to your baby Play music. Sing! Your child will love whatever music you play for her, so choose something you like to listen to as well.	12   Tell a story Talk to your baby, tell about your day, maintaining eye contact	13   Name Things Name things and people that surround your baby	14   Hide and Seek Play hide and seek (partially hide an object under a blanket and ask your baby to find it)
15   Holding and dropping Offer toys that your baby can close her hand around. Encourage her to use her hands to grasp and release objects.	16   Something Interesting Hold your baby or place him where he can hold his head up and look at interest thing. Describe what you see.	17   Following Directions Give your toddler simple directions, like to pick, bring or find something.	18   Hide and Seek Play hide and seek (partially hide an object under a blanket and ask your baby to find it)	19   Mobile Toys Have toys that can make different movements, so that you baby learns about up and down, right and left,	20   Reading time Read to your baby, describe and name things you see in pictures	21   Dancing Partners Encourage your child to dance and make music with pans, pots, etc or dance holding her.
22   Tickle, Tickle (2) Talk to your baby softly. Describe what she is feeling..	23   Sounds Walk Take your child outside and describe the sounds you are hearing. Ex. Birds chirping.	24   Bubble Bath Give your child a bubble bath. Talk about temperature of water, shape of bubbles, pop them as you count them	25   Mystery Box Have a variety of objects in a box. Start by describing each object using concepts such as soft, small, hard or big.	26   Shake and follow Shake a rattle in various positions to encourage your baby to stretch and reach for it as she follows the sound.	27   Kitchen Band Have a variety of kitchen gadgets and encourage child to bang two hands holding objects together.	28   Drop ,Drop Have a large clear plastic container and make a hole on the lid. Have smaller lids available for child to drop in the containers.
29   Let's take a walk Take your baby for a walk and name things and people that surround your baby.	30   Pat-a-Cake Sing the song: Pat-a-cake and clap baby's hands as you sing the song.	31   Changing Time As you change your child, name the clothes as you put them on him or her.	32   New Words Find opportunities to teach your child new words. If your child says "Ba" you say words that start with the same sound such as bottle and ball.			

Child's Name _____


Parent's Signature _____

Date _____

Teacher's Initials _____

Tally _____ + _____ = _____

of 

of 

Total